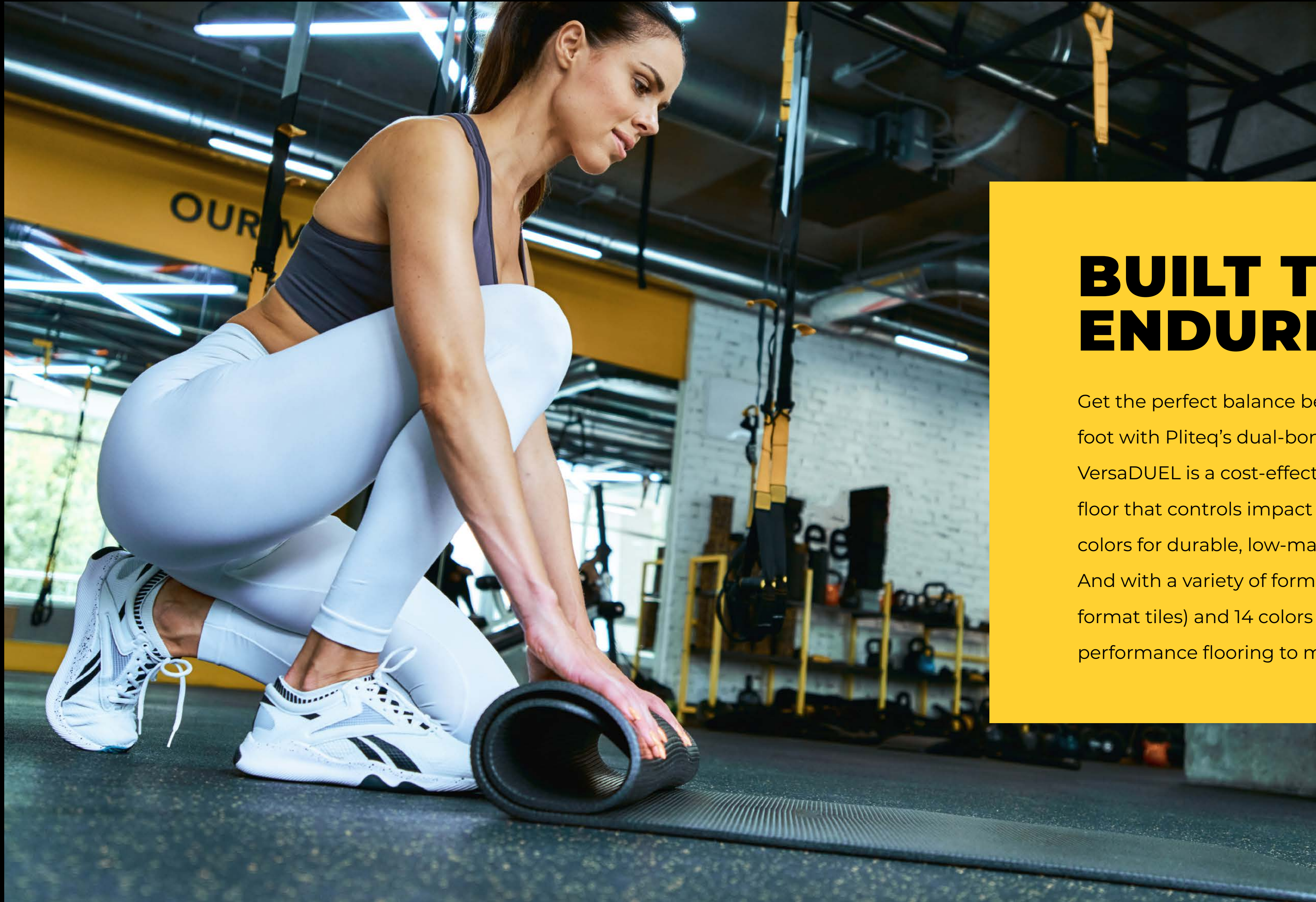


VersaDUEL

Sustainable, high-performance dual-bonded finished fitness flooring





BUILT TO ENDURE

Get the perfect balance between stability and cushion under foot with Pliteq's dual-bonded finished flooring. Easy to install, VersaDUEL is a cost-effective option for a high-quality rubber floor that controls impact shock and vibration in an array of colors for durable, low-maintenance performance anywhere. And with a variety of formats available (rolls, tiles, and large-format tiles) and 14 colors standard, you can customize your performance flooring to match any design.

KEY FEATURES

Durable

Engineered dual-layered system maximizes comfort and long-lasting performance.

Sustainable

Non-vulcanized recycled rubber with the least porous design on the market to ensure no odor and superior air quality.

Non-porous

Ensures dirt, debris, water, and bacteria do not get into the surface, allowing for ease of maintenance and limiting need for replacement.



Thickness	Tile 2' x 2'	Large Format Tile 2' x 4'	Roll 4' x 15'	Roll 4' x 25' 4' x 50'
9mm				●
12mm				●
15mm	●	●	●	
20mm	●	●		
25mm	●	●		
30mm	●	●	●	
50mm	●	●	●	
70mm	●	●	●	



BENEFITS

Eco-Friendly

VersaDUEL flooring can contribute to your project environmental performance because it's made from up to 92% post-consumer recycled rubber and EPDM. All formats qualify for LEED® points.

Versatile

VersaDUEL flooring is easy to install and can be used directly over concrete, screed, wood, rubber, or any suitable subfloor construction. It comes in a variety of standard colors and can be customized to meet any aesthetic.

Antiseptic

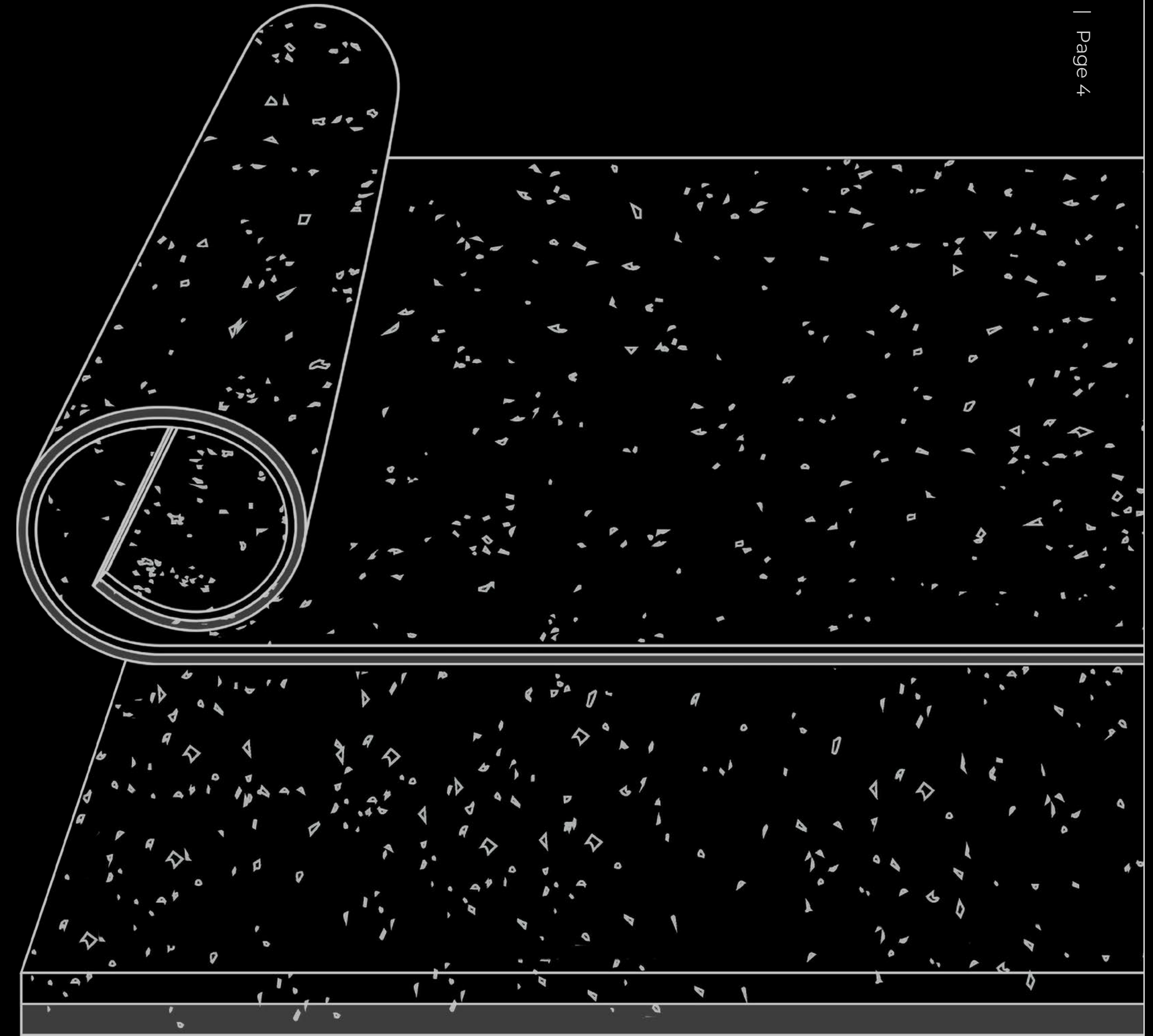
All VersaDUEL flooring formats are non-porous, allowing for increased resistance to mold, bacteria, fungi, and water penetration.


High-Performance

With industry-leading sound control and vibration isolation, VersaDUEL flooring cushions impacts from falling/dropping objects, eases fatigue, reduces joint and muscle stress, and prevents repetitive motion injuries and discomfort from standing for long periods of time.

Low-Maintenance

Engineered for high-traffic areas, VersaDUEL flooring resists sustained wear and tear and will not harden or become brittle with age.

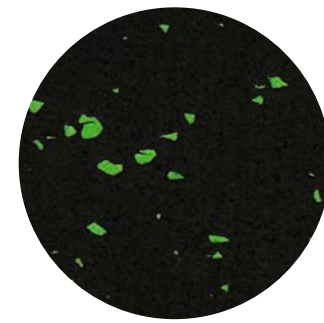




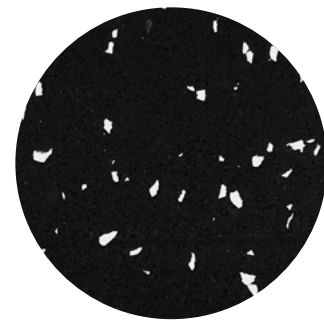
COLOR OPTIONS

Choose from our broad selection of color options, with 14 standard and premium colors available to ship per standard lead times based on project size. Reach out to your Pliteq sales rep for more details.

Standard




1710
**Gametime
Green**



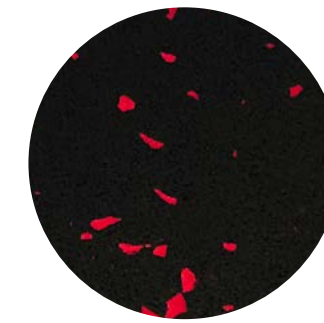
1711
**Wildcard
White**



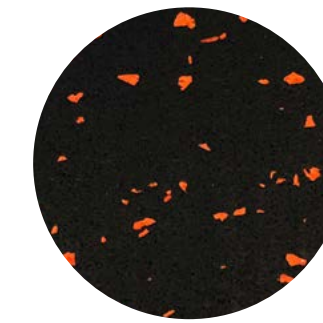
1712
**Sterling
Silver**



1713
**Breakaway
Blue**




1714
**Rebound
Red**



1715
**Overtime
Orange**



1716
**Coach
Cork**




1717
**Bold
Black**

Premium



1701
Mulch



1702
Sandstone



1703
Obsidian




1704
Granite



1705
Concrete



1706
Marble



CUSTOM COLOR OPTIONS

Create a unique flooring pattern for your project with a custom mix of 24 EPDM colors that you can blend together for a variety of aesthetic designs.



01
Steel



02
Coal



03
Walnut



04
White



05
Cotton



06
Khaki



07
Blonde



08
Cork



09
Pink



10
Red



11
Brick



12
Orange



13
Marigold




14
Sky Blue



15
Blue



16
Deep Sea



17
Cobalt



18
Lilac



19
Green



20
Moss



21
Emerald



22
Fern



23
Shamrock



24
Clay

FORMATS

VersaDUEL Rolls

Roll size: 4' x 15'
(1.2m x 4.6m)

VersaDUEL 15

VersaDUEL 30

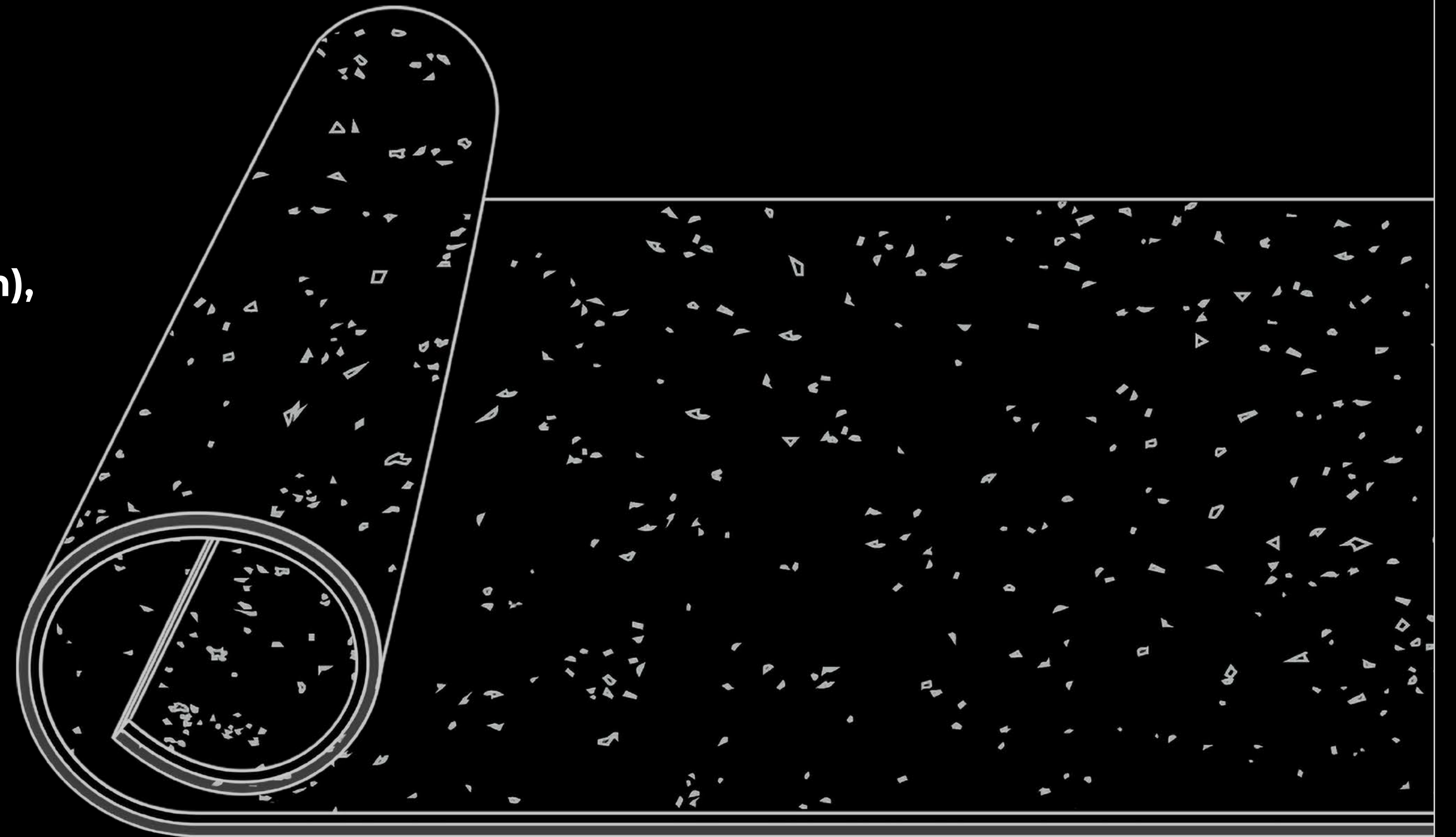
VersaDUEL 50

VersaDUEL 70

Roll size: 4' x 25' (1.2m x 7.6m),
4' x 50' (1.2m x 15.2m)

VersaDUEL 9

VersaDUEL 12



FORMATS

VersaDUEL Tiles

Tile size: 2' x 2' (0.6m x 0.6m)

VersaDUEL 15


VersaDUEL 20

VersaDUEL 25

VersaDUEL 30

VersaDUEL 50

VersaDUEL 70



Puzzle tiles available. MOQ may apply.

*VersaDUEL30, VersaDUEL50 and VersaDUEL70 have multiple installable layers, please reach out to your local rep for more information.

FORMATS

VersaDUEL Large-format tiles

Tile size: 2' x 4' (0.6m x 1.2m)

VersaDUEL 15

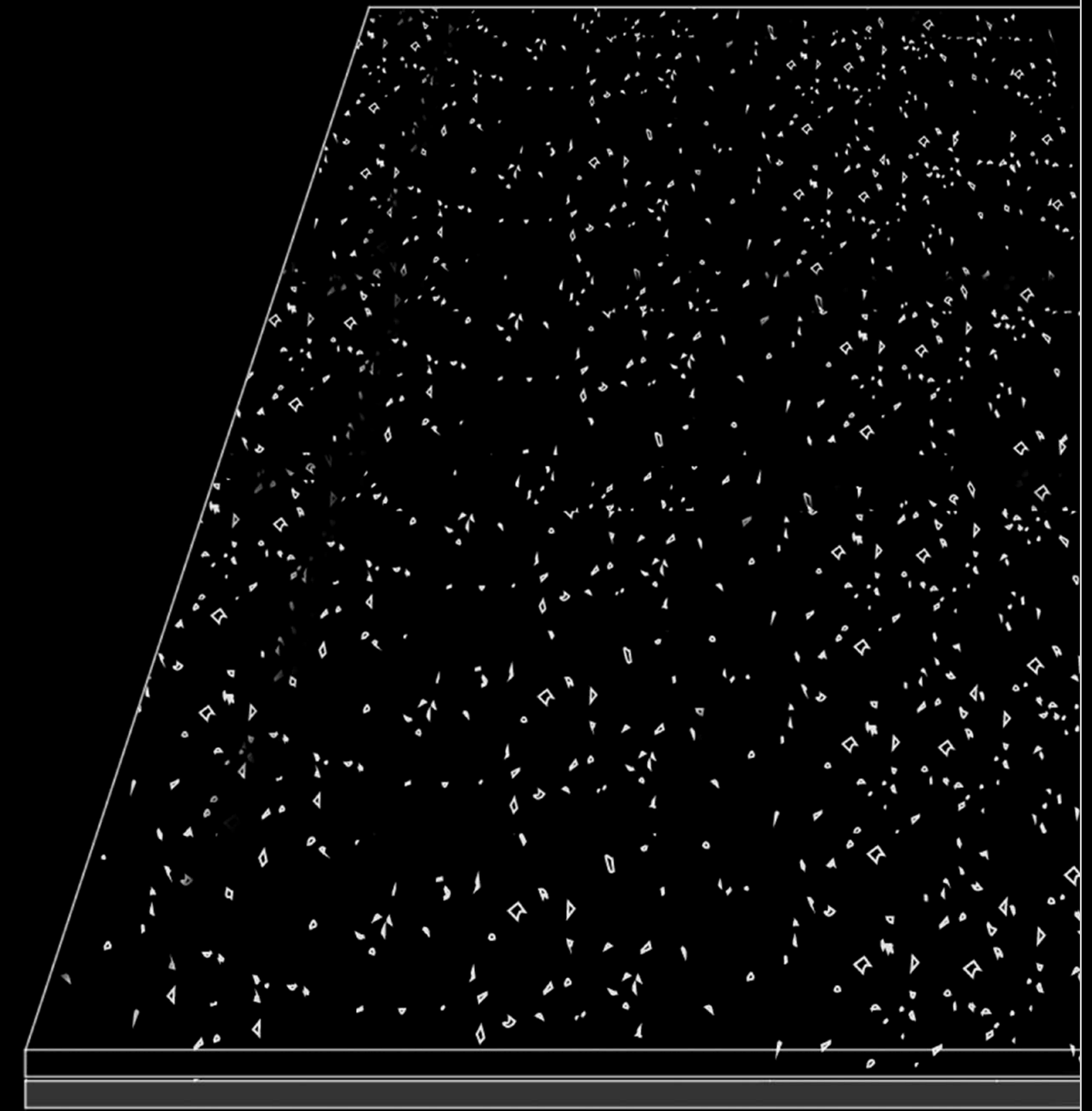
VersaDUEL 20

VersaDUEL 25

VersaDUEL 30

VersaDUEL 50

VersaDUEL 70




*VersaDUEL30, VersaDUEL50 and VersaDUEL70 have multiple installable layers, please reach out to your local rep for more information.

TECHNICAL SPECIFICATIONS

	ASTM	
Shore Hardness	D2240	>70 (5)
Compression Set	D395	-15 to -45% @25%
Taber Abrasion	C501	0.45
Abrasion Resistance	D3389	0.11g, 300 cycles
Wear Index	D3389	0.386
Tensile Strength	D412	>300 psi
Elongation at Break	D412	>90%
Coefficient of Friction	D1894-95	Wet 1.20 / Dry 1.20
Density	D729	>65 lb/ft
Critical Radiant Flux	D395	Class I/II
Tear	D624	88.07 lbf/in
Chemical Resistance	F925-02	No Change

Warranty: Pliteq Flooring warrants that VersaDUEL, when installed according to its recommended procedures and adhesives, will be free from manufacturing defects. For more information, please review the Limited Lifetime Warranty document or contact your local Pliteq representative.





PIVOT ALIGN EXPLODE
LUNCH SUSTAIN STEADY
HOLD MAINTAIN EXCEL
PLANT LEAP REACH
FOCUS ACHIEVE PUSH
SACRIFICE CENTER
BOUND DRIVE RECOUP
NICE ENGAGE GRIND
SPIN PLANK



Pliteq Flooring

E. info@pliteqflooring.com

W. pliteqflooring.com

T. 1.888.491.6549