

VersaDUEL 30

Description & Application: A durable multi-layer rubber floor system, featuring a base layer and a pre-bonded dual-layer finished layer, available in three formats: Roll, Square Edge Tiles, and Large Square Edge Tiles. Made from recycled rubber and EPDM granules, it is designed for impact reduction and injury prevention in fitness centers and high-traffic areas. It provides shock absorption, vibration damping, and noise control for various environments.

VersaDUEL flooring reduces impacts from falling/dropping objects, eases fatigue, reduces joint and muscle stress, and prevents repetitive motion injuries and discomfort from standing for long periods of time.

PHYSICAL SPECIFICATIONS

Thickness	1 1/4" (nom. 30mm)
Dimensions	
Finished Layer*	4' x 15' (1.2m x 4.6m) Roll 2' x 2' (0.6m x 0.6m) Square Edge Tiles 2' x 4' (0.6m x 1.2m) Large Square Edge Tiles
Base Layer	4' x 11.5' (1.2m x 3.5m) Roll

TECHNICAL SPECIFICATIONS

	ASTM	
Shore Hardness	D2240	>70 (± 5)
Compression Set	D395	-15 to -45% @25%
Taber Abrasion	C501	0.45
Abrasion Resistance	D3389	0.11g, 300 cycles
Wear Index	D3389	0.386
Tensile Strength	D412	>300 psi
Elongation At Break	D412	>90%
Coefficient of Friction	D1894-95	Wet 1.20 / Dry 1.20
Density	D792	>65 lb/ft ³
Tear	D624	88.07 lbf/in
Chemical Resistance	F925-02	No Change
Flammability - Pill Test	D2859	Pass

*Values for the wear-layer of the product

#Glue down the finished layer to the base layer using Pliteq® FAS1 adhesive

Warranty: Pliteq Flooring warrants that VersaDUEL, when installed according to its recommended procedures and adhesives, will be free from manufacturing defects. For more information, please review the Limited Lifetime Warranty document or contact your local Pliteq representative.




1-888-491-6549



info@pliteqflooring.com




www.pliteqflooring.com

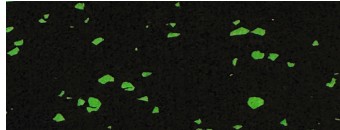


VersaDUEL 30

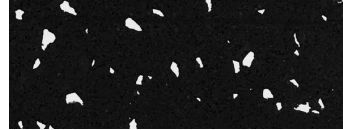
STANDARD COLOR OPTIONS




1700 BOLD BLACK



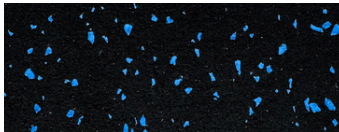
1710 GAMETIME GREEN




1711 WILDCARD WHITE




1712 STERLING SILVER




1713 BREAKAWAY BLUE



1714 REBOUND RED




1715 OVERTIME ORANGE




1716 COACH CORK


PREMIUM COLOR OPTIONS




1701 MULCH



1702 SANDSTONE



1703 OBSIDIAN



1704 GRANITE



1706 MARBLE

Additional Colors available, MOQ may apply.



1-888-491-6549



info@pliteqflooring.com



www.pliteqflooring.com